



















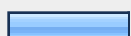

# Campus Food Satisfaction






1. Please enter the last 5 digits of your student ID number to verify that you're a St. Thomas student (responses with fabricated or duplicated ID numbers will not be counted).		
		Response Count
		469
<i>answered question</i>		469
<i>skipped question</i>		0






2. How often do you eat at on-campus food establishments?			
		Response Percent	Response Count
Every day.		39.2%	184
Three times or more a week.		27.9%	131
About once a week.		13.4%	63
Less than once a week.		19.4%	91
<i>answered question</i>			469
<i>skipped question</i>			0






3. What is your favorite choice for on-campus food?			
		Response Percent	Response Count
North Campus cafeteria.		3.6%	17
The Binz.		15.8%	74
<b>Minneapolis campus cafeteria, "Food for Thought."</b>		<b>49.3%</b>	<b>230</b>
Scooter's.		8.1%	38
The Grill.		14.6%	68
Don't have a favorite.		8.6%	40
		<i>answered question</i>	<b>467</b>
		<i>skipped question</i>	<b>2</b>

4. What is your least favorite choice for on-campus food?			
		Response Percent	Response Count
<b>North Campus cafeteria.</b>		<b>65.2%</b>	<b>306</b>
The Binz.		6.4%	30
Minneapolis campus cafeteria, "Food for Thought."		0.0%	0
Scooter's.		10.4%	49
The Grill.		5.5%	26
Don't have a least favorite.		12.4%	58
		<i>answered question</i>	<b>469</b>
		<i>skipped question</i>	<b>0</b>

5. How often during this semester have you eaten at the North Campus cafeteria?			
		Response Percent	Response Count
Nearly every day.		33.5%	156
Once a week or more.		18.7%	87
Once a month or more.		7.1%	33
Once or twice this semester.		18.2%	85
Never (please skip the next two questions).		22.5%	105
		<i>answered question</i>	<b>466</b>
		<i>skipped question</i>	<b>3</b>






6. What do you think of the North Campus cafeteria in terms of cost?			
		Response Percent	Response Count
Very inexpensive.		2.4%	9
Somewhat inexpensive.		4.0%	15
Satisfactory.		9.0%	34
<b>Somewhat expensive.</b>		<b>43.9%</b>	<b>165</b>
Very expensive.		40.7%	153
		<i>answered question</i>	<b>376</b>
		<i>skipped question</i>	<b>93</b>




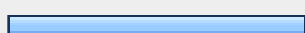

7. What do you think of the North Campus cafeteria in terms of food quality?			
		Response Percent	Response Count
Unacceptable.		17.2%	65
<b>Below expectations.</b>		<b>50.5%</b>	<b>191</b>
Satisfactory.		28.8%	109
Above expectations.		3.2%	12
Greatly exceeds expectations.		0.3%	1
		<i>answered question</i>	<b>378</b>
		<i>skipped question</i>	<b>91</b>






8. How often during this semester have you eaten at the Binz?			
		Response Percent	Response Count
Nearly every day.		5.6%	26
Once a week or more.		20.1%	94
Once a month or more.		17.5%	82
Once or twice this semester.		28.2%	132
<b>Never (please skip the next two questions).</b>		<b>28.6%</b>	<b>134</b>
		<i>answered question</i>	<b>468</b>
		<i>skipped question</i>	<b>1</b>





9. What do you think of the Binz in terms of cost?			
		Response Percent	Response Count
Very inexpensive.		3.5%	12
Somewhat inexpensive.		4.6%	16
Satisfactory.		34.8%	120
<b>Somewhat expensive.</b>		<b>40.6%</b>	<b>140</b>
Very expensive.		16.5%	57
		<i>answered question</i>	<b>345</b>
		<i>skipped question</i>	<b>124</b>

10. What do you think of the Binz in terms of food quality?			
		Response Percent	Response Count
Unacceptable.		1.7%	6
Below expectations.		7.8%	27
<b>Satisfactory.</b>		<b>44.8%</b>	<b>155</b>
Above expectations.		39.0%	135
Greatly exceeds expectations.		6.6%	23
		<i>answered question</i>	<b>346</b>
		<i>skipped question</i>	<b>123</b>

11. How often during this semester have you eaten at the Minneapolis campus cafeteria, "Food for Thought?"				
			Response Percent	Response Count
Nearly every day.			1.3%	6
Once a week or more.			16.7%	78
Once a month or more.			22.3%	104
<b>Once or twice this semester.</b>			<b>38.6%</b>	<b>180</b>
Never (please skip the next two questions).			21.0%	98
			<i>answered question</i>	<b>466</b>
			<i>skipped question</i>	<b>3</b>






12. What do you think of the Minneapolis campus cafeteria, "Food for Thought," in terms of cost?				
			Response Percent	Response Count
Very inexpensive.			0.5%	2
Somewhat inexpensive.			5.4%	20
Satisfactory.			36.2%	135
<b>Somewhat expensive.</b>			<b>45.6%</b>	<b>170</b>
Very expensive.			12.3%	46
			<i>answered question</i>	<b>373</b>
			<i>skipped question</i>	<b>96</b>






13. What do you think of Minneapolis campus cafeteria, "Food for Thought," in terms of food quality?			
		Response Percent	Response Count
Unacceptable.		0.3%	1
Below expectations.		0.5%	2
Satisfactory.		18.4%	69
<b>Above expectations.</b>		<b>59.6%</b>	<b>223</b>
Greatly exceeds expectations.		21.1%	79
		<i>answered question</i>	<b>374</b>
		<i>skipped question</i>	<b>95</b>






14. How often during this semester have you eaten at Scooter's?			
		Response Percent	Response Count
Nearly every day.		0.0%	0
Once a week or more.		29.3%	137
<b>Once a month or more.</b>		<b>39.5%</b>	<b>185</b>
Once or twice this semester.		22.6%	106
Never (please skip the next two questions).		8.5%	40
		<i>answered question</i>	<b>468</b>
		<i>skipped question</i>	<b>1</b>


15. What do you think of Scooter's in terms of cost?			
		Response Percent	Response Count
Very inexpensive.		0.2%	1
Somewhat inexpensive.		4.2%	18
Satisfactory.		35.0%	149
<b>Somewhat expensive.</b>		<b>43.0%</b>	<b>183</b>
Very expensive.		17.6%	75
		<i>answered question</i>	<b>426</b>
		<i>skipped question</i>	<b>43</b>






16. What do you think of Scooter's in terms of food quality?			
		Response Percent	Response Count
Unacceptable.		4.4%	19
Below expectations.		20.6%	88
<b>Satisfactory.</b>		<b>53.5%</b>	<b>229</b>
Above expectations.		20.6%	88
Greatly exceeds expectations.		0.9%	4
		<i>answered question</i>	<b>428</b>
		<i>skipped question</i>	<b>41</b>

17. How often during this semester have you eaten at the Grill?			
		Response Percent	Response Count
Nearly every day.		5.2%	24
<b>Once a week or more.</b>		<b>37.1%</b>	<b>173</b>
Once a month or more.		31.5%	147
Once or twice this semester.		20.4%	95
Never (please skip the next two questions).		5.8%	27
		<i>answered question</i>	<b>466</b>
		<i>skipped question</i>	<b>3</b>

18. What do you think of the Grill in terms of cost?			
		Response Percent	Response Count
Very inexpensive.		0.5%	2
Somewhat inexpensive.		6.3%	28
<b>Satisfactory.</b>		<b>46.5%</b>	<b>205</b>
Somewhat expensive.		39.0%	172
Very expensive.		7.7%	34
		<i>answered question</i>	<b>441</b>
		<i>skipped question</i>	<b>28</b>

19. What do you think of the Grill in terms of food quality?			
		Response Percent	Response Count
Unacceptable.		1.4%	6
Below expectations.		13.4%	59
<b>Satisfactory.</b>		<b>59.5%</b>	<b>262</b>
Above expectations.		24.8%	109
Greatly exceeds expectations.		0.9%	4
		<i>answered question</i>	<b>440</b>
		<i>skipped question</i>	<b>29</b>

20. What are the most important factors in deciding where you eat? (Can choose more than one).			
		Response Percent	Response Count
Location/Convenience.		70.8%	332
Cost.		44.1%	207
<b>Food quality.</b>		<b>79.7%</b>	<b>374</b>
Service.		8.5%	40
		<i>answered question</i>	<b>469</b>
		<i>skipped question</i>	<b>0</b>

21. Have you noticed a difference in food quality at the North Campus cafeteria over the past few months?			Response Percent	Response Count
Considerably worse.			7.5%	32
Slightly worse.			13.5%	58
<b>No difference.</b>			<b>55.7%</b>	<b>239</b>
Slightly better.			20.5%	88
Considerably better.			2.8%	12
		<i>answered question</i>		<b>429</b>
		<i>skipped question</i>		<b>40</b>